



INSTALLATION INSTRUCTIONS

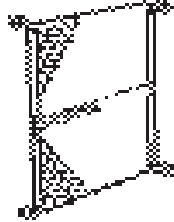
Accessory
CARGONET
P/N 08L96-TK4-200A

Application
2013 TL

Publications No.
BII 13383
Issue Date
AUG 2012

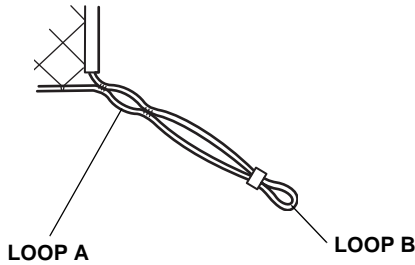
PARTS LIST

Cargo Net

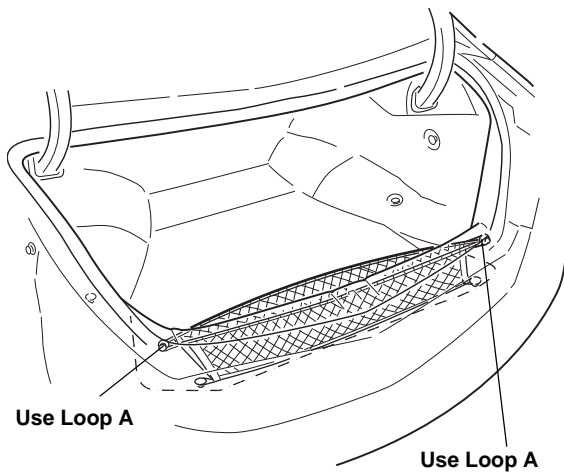


INSTALLATION

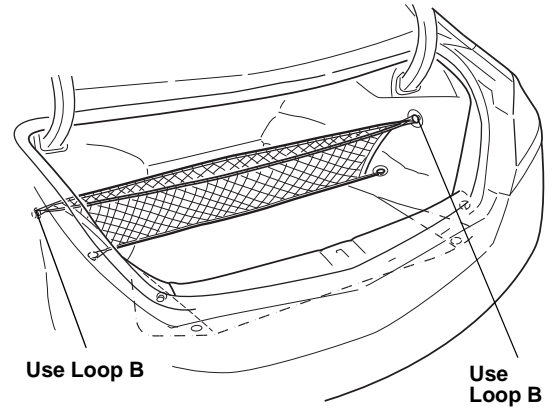
The cargo net can be installed in three positions. Identify the two loops before installing.



Rear Vertical Position:



Forward Vertical Position:



Horizontal Position:

